

TEQUATIC™ PLUS F-150 Filter, C-Series Skid | Product Data Sheet



Industries Served

The TEQUATIC™ PLUS F-150 Filter is an outstanding choice for removing difficult solids in a variety of commercial and industrial wastewater treatment and reuse markets, such as:

- Oil and gas, including refinery water
- Agriculture, rinse and wash water
- Cooling towers
- Food and beverage (e.g. meat processing, brewery, and dairy)
- Livestock production
- Municipal wastewater treatment and reuse
- Plastics recycling
- Pulp and paper
- Textiles and laundry

Application Examples

- TSS and particulate BOD, COD and TOC* reduction to eliminate or reduce waste discharge fines and/or surcharges
- Pretreatment or cost-saving alternative to clarification, DAF* and aeration
- Pretreatment to downstream membranes and filters
 - Protects MF, UF, RO, and other membranes
 - Reduces bag and cartridge filter change-outs
 - Decreases backwash cycles in media filter
- TSS reduction in oilfield water applications:
 - Protects disposal wells
 - Facilitates reuse of frack flowback water

Designed for Nasty Water

The TEQUATIC™ PLUS F-150 Filter, with its innovative and patented design, combines the power of continuously cleaning, cross-flow filtration with forced settling and solids collection into a single device. The fouling resistant filter element delivers a consistent level of solids removal down to 10 μ while processing a wide range of extremely nasty, highly loaded, difficult-to-treat water. The unique cross-flow action, combined with an engineered, laser-cut filter element, delivers the highest possible flow and maximum solids separation without constant plugging or forming a filter cake layer. See operational details on page 3.

Other key advantages include:

- Operates consistently and reliably where other filters fail, on fluid streams containing some or all of the following:
 - High TSS: 100-10,000+mg/L
 - Fats, oils and grease (FOG)
 - Long or short fibers
 - Hair, lint and algae
- Simple, self-cleaning, automatic operation
- Compact footprint (e.g. less space, waste, chemicals, air)
- Operationally efficient:
 - Low maintenance and high uptime - no backwashing or excessive filter changes
 - High water recovery up to 99%
 - Energy efficient (0.25-2 psi pressure drop across the filter)

The C-Series Skid: Proven, Fast, Easy

The TEQUATIC™ PLUS F-150 Filter C-Series Skid is built and tested with your needs in mind. Key benefits include:

- It is designed for fast “out of the box” installation and startup, and easy serviceability.
- Reliable and proven skid design simplifies and optimizes performance, in a compact footprint.
- Scalable modular configuration; each skid can connect in parallel to a common feed manifold to meet required flows.
- Innovative control system runs, monitors, and logs essential parameters.
- Touch screen interface allows for customization of timers and set points to any industrial setting.
- Designed for waste treatment applications with total suspended solids up to 10,000 PPM;
- 30-80% removal efficiency of 10-17 micron particles, 80-90% of 18-45 micron particles,
- 95% or greater removal of particles 45 micron and larger.

*BOD = biological oxygen demand; COD = chemical oxygen demand; TOC = total organic carbon; DAF = dissolved air flotation; FOG=fats, oil, and grease; UF = ultrafiltration; RO = reverse osmosis; TSS=total suspended solids

Standard Features*

Equipment

- Equipment
- Chrome-plated 316L SS filter element
- Fiberglass filter housing
- Corrosion-resistant internal components are HDPE, PC, SS 316, with Viton™ O-rings
- Acetal copolymer cleaning assembly
- Schedule 80 CPVC, high-temperature piping
- Powder-coated carbon steel frame
- 5 HP recirculation pump with integrated PLC and VFD
- Automated motor-actuated proportional valve for purge with feedback
- Fully integrated CIP system for water with high levels of FOG
- Filtrate flow control proportional valve automated for quick self-contained tuning as process water fluctuates
- Valves for isolation, drain, and maintenance
- Check valves to prevent back flow

Control System

- PLC with touch screen HMI
- Sensor monitoring: brush RPM, inlet pressure, and DP across the filter element
- Automatic startup, shutdown, purge, and self-cleaning cycles.
 - CIP capability for chemically enhanced cleaning.
- Adjustable timers and set points for customization
- Start and stop input signals preprogrammed for feed and filtrate tank levels
- Ethernet communication capabilities for SCADA integration
 - cULus-listed control panels and components

See details on page 4

System Specifications¹

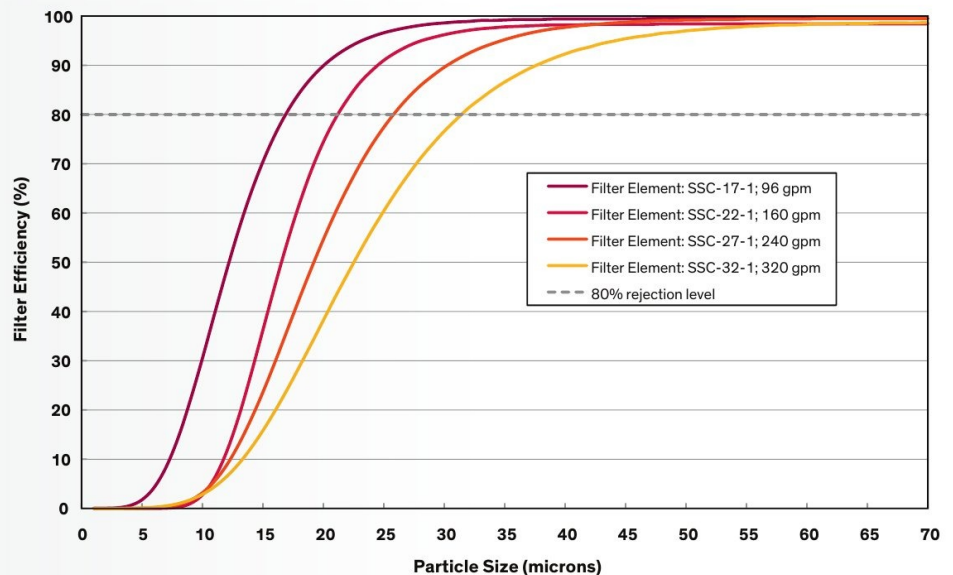
Item	Value
Max Inlet Pressure, psi (bar)	80 (5.5)
Min Inlet Pressure, psi (bar)	30 (2.0)
Max Temperature ²	140°F (60°C)
Min Temperature ²	45°F (7°C)
pH ³	5-9 continuous
Max Particle Size	1/16" (2000 microns)
Max Altitude	6560' (2000 m)
Electrical	380V-480V, 50/60 Hz, 3Ø, 25A
Filter Element	Typical Flow Rates ⁴ , gpm (m3/hr)
SSC-17-1	80-240 (18.2-54.5)
SSC-22-1	120-280 (27.3-63.6)
SSC-27-1	160-320 (36.3-72.7)

1. Based on Arizona Test Dust; ISO 12103-1 A4; 1500 mg/L.
2. Temperatures are process water temperatures.
3. Consult factory for pH values outside this range.
4. Flow rate will vary depending on water quality.

*SS=stainless steel; HDPE = high density polyethylene; PC = polycarbonate; CPVC = chlorinated polyvinyl chloride; PLC = programmable logic controller; VFD = variable frequency drive; HMI = human machine interface; DP = differential pressure; CIP = clean in place Viton is a registered trademark of DuPont Performance Elastomers.

Filter Performance

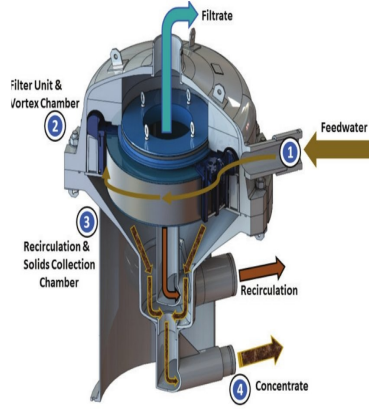
The curve below shows the removal efficiency versus particle size rejection at indicated conditions.



TEQUATIC™ PLUS F-150 Filter Operation

As shown in the illustration to the right, operation of TEQUATIC™ PLUS F-150 Filters is simple yet effective.

1. Pressure-controlled feedwater enters the unit and the water velocity across the filter screen initiates cross-flow filtration.
2. The feedwater flow drives the cleaning brush assembly, activating the cleaning mechanisms within the filter which continuously clean the filter screen, minimizing cake buildup.
3. Solids enter the recirculation and solids collection chamber. Heavy solids remain in the collection chamber while other particles flow into the recirculation pipe which feeds back into the feed inlet feedwater flow.
4. Concentrated solids are purged automatically for disposal or further processing.

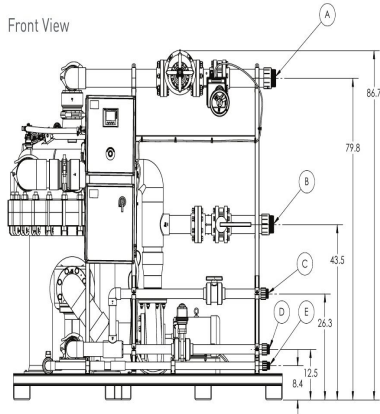


System Dimensions,

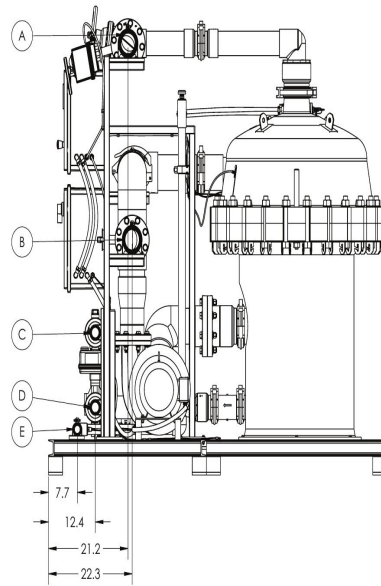
TEQUATIC™ PLUS F-150 Filter, B-Series Skid

Line Sizes (in)*					Dimensions in (cm)			Weight (lb (kg))	
Filtrate (A)	Inlet (B)	Concentrate Return (C)	Concentrate Purge (D)	Service Drain (E)	Length	Width	Height	Dry	Wet
4	4	2	2	1.5	98 (249)	90 (229)	86.7 (220.2)	2330 (1060)	3230 (1470)

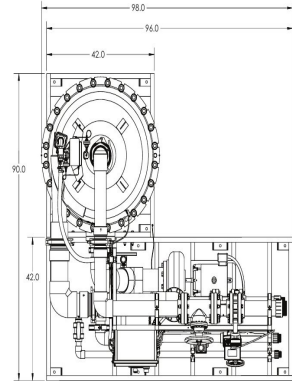
Front View



Side View



Top View



Control System Capabilities

The control system for the TEQUATIC™ PLUS F-150 Filter C-Series Skid is a PLC-based processor (Siemens S7-1200) which automatically manages and monitors all critical system functionality. The HMI (Siemens TP700) touch screen allows for simple customization of timers and set points to specific needs, and controlled access to set points is operator level and passcode protected. Automatic control, shutdowns and alarms are incorporated. Equipment includes ethernet communication hardware capabilities to communicate with plant SCADA systems or to set up remote monitoring/control. Operating data is recorded on an SD memory card. The controller and components are cULus-listed. Optional inputs and outputs are available to add sensors or to control additional valves and pumps.

Control Box: S7-1200 with HMI, voltage distribution, and VFD



High Voltage Distribution and VFD Recirculation Pump Control

Inputs

- Sensors: RPM, filtrate pressure, inlet pressure
 - Optional: filtrate flow, feed tank, product tank
- Position verification signal for all automatic proportional valves
- Recirculation VFD control and feed pump run status
- Remote start and stop
 - Optional: remote monitoring and control
- VFD configuration: 380-480V, 3 PH, 50/60Hz

Outputs

- Positional verification for all automatic valves- Optional Outputs Available for Additional Purge and Air Bleed Valves
- Start and stop command and frequency control of recirculation pump
- Start and Stop Command for Feed Pump
- External Alarm

Ethernet communications port, SD card data log slot
- cellular HMI control port available



Headquarter: 54/18 Bui Quang La, Ward 12, Go Vap District, HCMC, Vietnam
Office: 77 DHT10B, Dong Hung Thuan Ward, District 12, HCMC, Vietnam
Phone: (028) 6258 5368 - (028) 6291 9568
Email: info@atswatertechnology.com
Website: www.atswatertechnology.com



Contact our Amiad team for further information

Amiad USA Inc.

Main Office and Manufacturing: 120-J Talbert Road, Mooresville, NC 28117
Tel: 800-648-9260, 650-800-7818 | Fax: 650 306-1175
E-mail: tequatic@amiad.com www.tequatic.amiad.com

Copyright © 2013 Amiad Water Systems Ltd. All rights reserved. The contents of this catalogue including without limitation all information and materials, images, illustrations, designs, icons, photographs, graphical presentations, designs, literary works, data, drawings, slogans, phrases, names, trademarks, titles and any other such materials that appear in this catalogue (collectively, the "Contents") are the sole property of Amiad Water Systems Ltd. ("Amiad"). Amiad has sole and exclusive right, title and interest in the Contents, including any intellectual property rights, whether registered or not, and all know-how contained or embodied therein. You may not reproduce, publish, transmit, distribute, display, modify, create derivative works from, sell or participate in any sale of, or exploit in any way, in whole or in part, any of the Contents or the catalogue. Any use of the catalogue or the Contents, other than for personal use, requires the advanced written permission of Amiad.

TEQUATIC™ is a trademark of The Dow Chemical Company ("Dow") or an affiliated company of Dow, used under license

910101-000944 / 07.2019