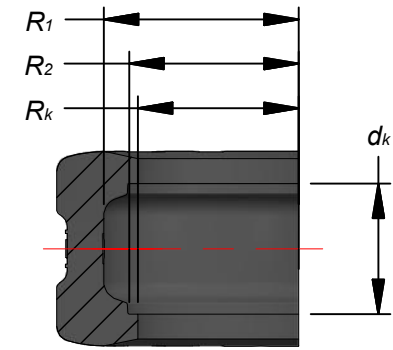
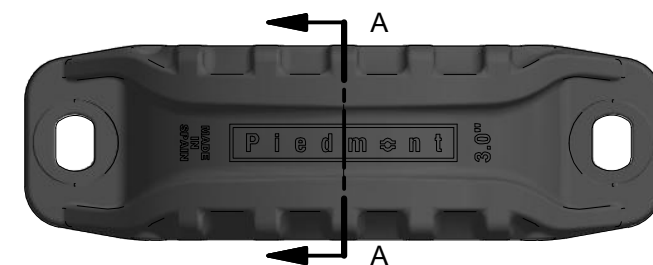
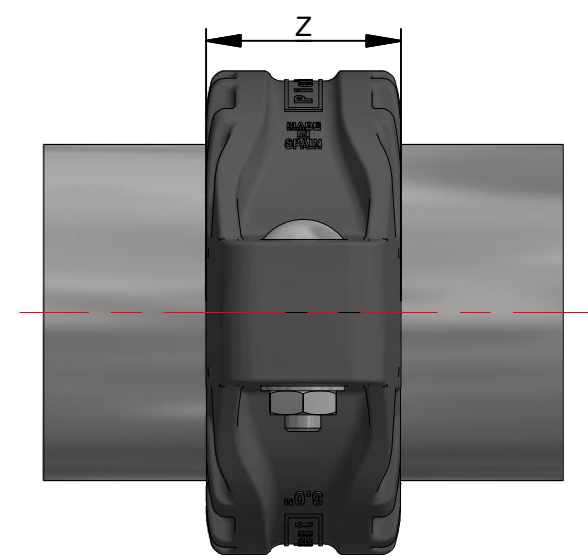
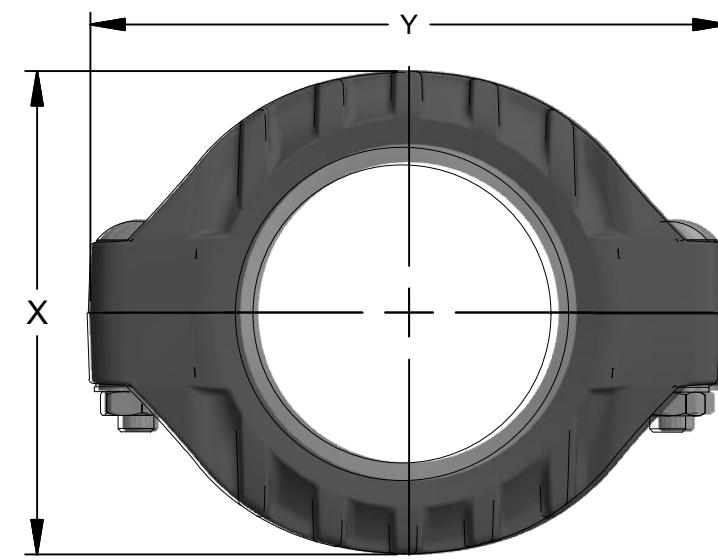
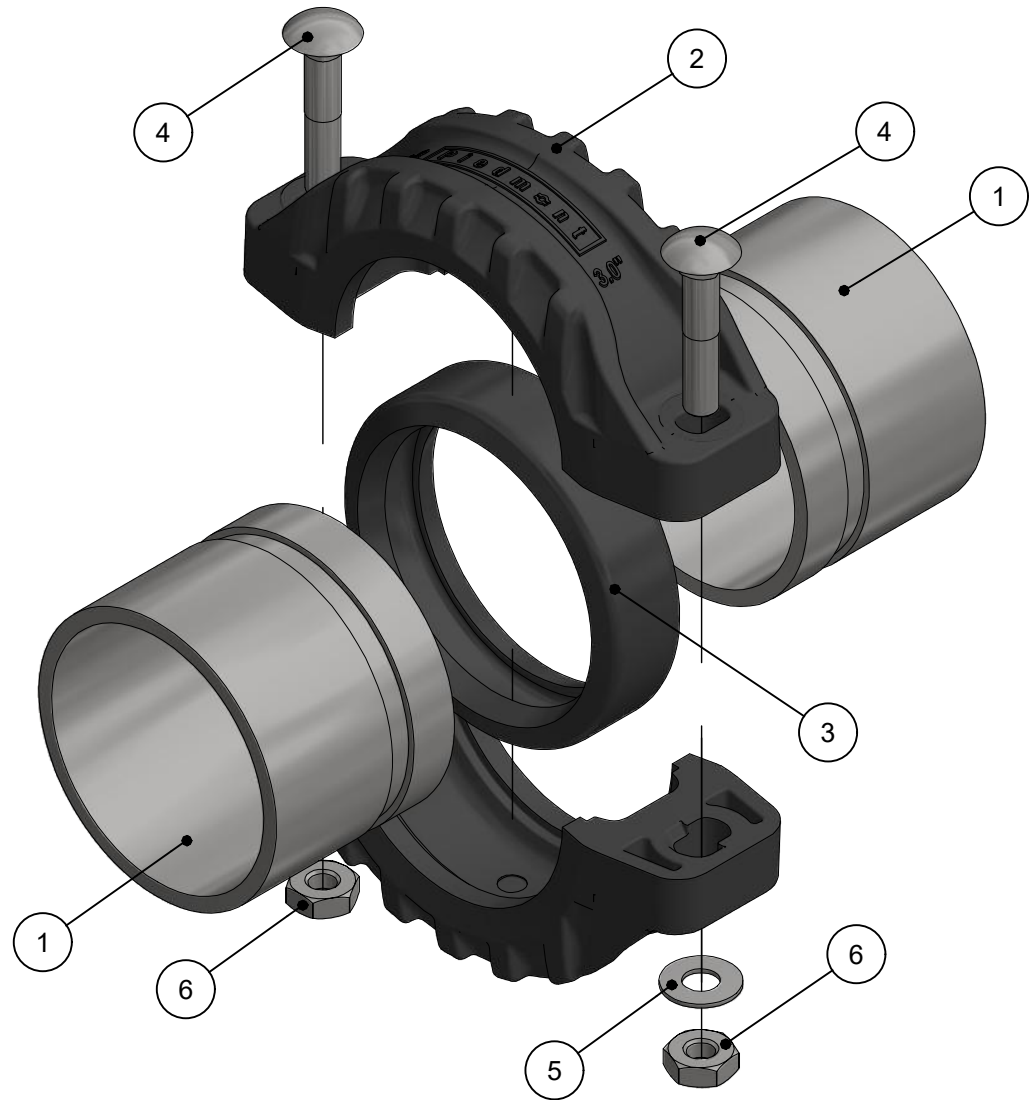


ITEM	DESCRIPTION	MATERIAL	QTY
1	GROOVED END PIPE (AWWA C606 STANDARD)	METALLIC/NON METALLIC	2
2	COUPLING HOUSING	FIBER REINFORCED POLYMER	2
3	GASKET	EPDM RUBBER	1
4	ROUND HEAD, SQUARE NECK BOLT	316 STAINLESS STEEL	2
5	WASHER	316 STAINLESS STEEL	2
6	HEAVY HEX NUT	316 STAINLESS STEEL	2



**PRESSURE RATING:**

NOMINAL SIZES	RATED PRESSURE	PROOF TEST PRESSURE
0.75" - 2.5"	250 PSI (17 BAR)	375 PSI (26 BAR)
3.0" - 4.0"	225 PSI (16 BAR)	338 PSI (23 BAR)
6.0" - 8.0"	100 PSI (7 BAR)	150 PSI (10 BAR)

**DIMENSIONS:**

NOMINAL SIZE	X	Y	Z	dk	R1	R2	Rk	APPROX. WT
INCH	INCH [MM]	INCH [MM]	INCH [MM]	INCH [MM]	INCH [MM]	INCH [MM]	INCH [MM]	LB [KG]
3/4	2.24 [56.9]	3.39 [86.1]	1.75 [44.5]	1.35 [34.3]	0.81 [20.6]	0.77 [19.6]	0.47 [12.0]	0.41 [0.19]
1	2.58 [65.6]	3.81 [96.6]	1.82 [46.3]	1.35 [34.3]	0.99 [25.3]	0.66 [16.8]	0.59 [15.0]	0.49 [0.22]
1-1/4	2.84 [72.4]	4.11 [104.5]	1.83 [46.4]	1.35 [34.3]	1.10 [27.9]	0.85 [21.6]	0.77 [19.6]	0.52 [0.23]
1-1/2	3.16 [80.4]	4.42 [112.1]	1.88 [47.6]	1.35 [34.3]	1.23 [31.2]	0.98 [24.9]	0.89 [22.6]	0.58 [0.26]
2	3.86 [97.8]	5.21 [132.4]	1.98 [50.3]	1.36 [34.5]	1.50 [38.1]	1.21 [30.7]	1.13 [28.7]	0.73 [0.33]
2-1/2	4.36 [111.0]	5.90 [150.0]	2.02 [51.2]	1.36 [34.5]	1.74 [44.2]	1.47 [37.3]	1.36 [34.5]	0.90 [0.41]
3	5.04 [127.8]	6.64 [168.6]	2.03 [51.5]	1.36 [34.5]	2.03 [51.6]	1.78 [45.2]	1.68 [42.7]	1.10 [0.50]
4	6.76 [171.7]	8.35 [212.2]	2.26 [57.5]	1.50 [38.1]	2.64 [67.1]	2.28 [57.9]	2.17 [55.1]	1.77 [0.80]
6	9.02 [229.2]	10.56 [268.3]	2.36 [59.9]	1.50 [38.1]	3.72 [94.5]	3.36 [85.3]	3.23 [82.0]	2.90 [1.32]
8	11.04 [280.4]	12.98 [329.6]	2.76 [70.1]	1.75 [44.5]	4.78 [121.4]	4.35 [110.5]	4.22 [107.2]	4.37 [1.98]

**NOTES:**

- DIMENSIONS SHOWN IN THE DRAWING ARE INDICATIVE. FOR DETAILED INFORMATION ON GD&T, CONTACT PIEDMONT
- COUPLING IS RATED FOR SCH. 40S (OR THICKER), CUT GROOVED PIPES
- HOUSING MATERIAL IS GLASS REINFORCED THERMOPLASTIC COMPOSITE
- BOLTS ARE ROUND HEAD, SQUARE NECK, 316SS BOLTS, CONFORM TO ASME B18.5-2012
- NUTS ARE HEAVY HEX 316SS, CONFORM TO ASME/ANSI 18.2.2-1987
- WASHERS ARE 316SS WASHER CONFORM TO ASME 18.21.1-2009
- GASKETS ARE EPDM RUBBER (FLUSH-FIT/C-SHAPE)



**PROPRIETARY AND CONFIDENTIAL NOTE:**  
THE INFORMATION CONTAINED IN THIS DRAWING IS THE SOLE PROPERTY OF PIEDMONT PACIFIC. ANY REPRODUCTION IN PART OR AS A WHOLE WITHOUT THE WRITTEN PERMISSION OF PIEDMONT PACIFIC IS PROHIBITED.

REV	DATE	REVISION DESCRIPTION	DRAWN	CHKD	ENG	APPVD
1.0	13-08-2018	REVISED LAYOUT	JF	CZZ	-	
0	08-05-2017	COMPOSITE COUPLING ASSEMBLY	AH	AH	AH	

**UNLESS NOTED OTHERWISE**  
INTERPRETATION: ANSI Y14.5  
TOLERANCES: ±0.00" [±0.27 MM]  
ANGLES: 4:1  
HOLE SIZES: ±0.00" [±0.27 MM]  
HOLE CENTERS: ±0.00" [±0.27 MM]  
SURFACE FINISH ON PART: 125  
SURFACE FINISH ON DRAWING: 32  
**DO NOT SCALE PRINTS**

**PIEDMONT PACIFIC**  
**GROOVE END FLEXIBLE PIPE COUPLING**

TITLE: <b>STYLE P COMPOSITE COUPLING</b>				
SCALE:	UNIT:	DRAWING NO.	SHEET:	REVISION:
N/A	INCH [MM]	1.0	1.0	1.0